


1.25G/10G系列产品

SFP/SFP+ 光纤模块

产品说明书



PAXX-01 (v1.0)

10Gtek®

请仔细阅读本说明书，并妥善保管。

感谢您购买本产品，为方便使用，请您使用前仔细阅读并妥善保管此说明书。

重要安全提示

警告！

- 本产品为静电敏感产品，操作前请做好防静电保护。
- 本产品只可以专业人员使用。



警告！

- 本产品为一类激光产品，请勿用眼睛直视发光器件。



警告！

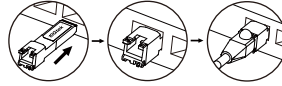
- 本产品容易受灰尘污染，请注意防尘。



..

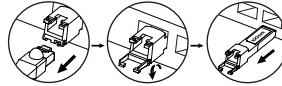
安装

- ① 插入交换机前，保持SFP模块拉环闭合；
- ② 插入SFP光模块，听到卡紧声；
- ③ 插入RJ45跳线。



取出

- ① 取出RJ45跳线；
- ② 打开拉环，解锁SFP模块；
- ③ 抓住拉环，向外拉出SFP模块。

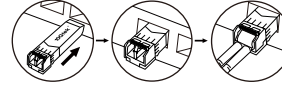


..

SFP / SFP+ 电口光模块

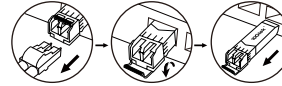
安装

- ① 插入交换机前，保持SFP模块拉环闭合；
- ② 插入SFP光模块，听到卡紧声；
- ③ 插入光纤跳线。



取出

- ① 取出光纤跳线；
- ② 打开拉环，解锁SFP模块；
- ③ 抓住拉环，向外拉出SFP模块。



..

SFP / SFP+ 光模块

有限保固

本产品自采购日起保固三年，在此期间“10Gtek”将对正常使用下发生故障的产品进行检修或予以更换。对于此类检修或更换，若客户可负责运费部分，则客户可享受免费检修或更换零件。本保固不适用：

- 产品的标识或序列号不清晰或被改动过；
 - 由于人为原因或外界条件造成的损坏；
 - 未经许可，产品被自行拆解或修理过；
 - 产品兼容性不属于保修范围。
- 上述情况如需要提供维修服务，将另行收取维修服务费用。申请保固服务时，请咨询您当地的“10Gtek”经销商或原始购买途径，索取装运指示，请将产品妥善包装，预付运费后将产品送至指定地点。

深圳市万兆光电技术有限公司

电话：(86) 755 29988377

邮箱：info@10gtek.com

邮编：518133

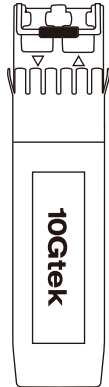
地址：深圳市宝安区留仙二路中粮商务公园3栋209

技术支持：www.10gtek.com/support

1.25G/10G Product Family

SFP/SFP+ Optical Transceivers

Product Manual



PAXX-01 (v1.0)

10Gtek®

Please read and retain this manual which contains important info.

Thank you for purchasing this product. Please read this manual before operation and retain it.

Important Safety Tips

Caution!

- This product is static sensitive device. Always use an ESD wrist strap or similar individual grounding device when handling it or coming in contact with it.
- This product can only be used by professionals.



Caution!

- This product has been tested and found to comply with the limits for Class 1 Laser. Do not look directly at the light emitting device.



Caution!

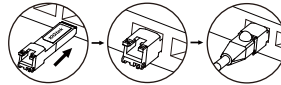
- This product is easily contaminated by dust. Please take appropriate measures of dust prevention.



..

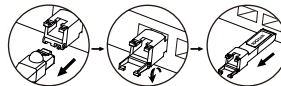
Installing

- ① Flip the bale clasp up before inserting the SFP module.
- ② Line up the SFP module with the port and slide it into the port.
- ③ Remove the dust cap and insert the RJ45 connector network cable.



Removing

- ① Remove the RJ45 network cable.
- ② Open the bale clasp on the SFP module by pressing it down with your index finger.
- ③ Grasp the SFP module between your thumb and index finger and carefully remove it from the switching module port.

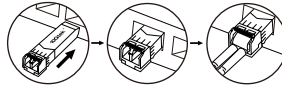


..

1000BASE-T/10GBASE-T Modules

Installing

- ① Flip the bale clasp up before inserting the SFP module.
- ② Line up the SFP module with the port and slide it into the port.
- ③ Remove the dust cap and insert the fiber optical patch cord.



Removing

- ① Remove the fiber optical patch cord.
- ② Open the bale clasp on the SFP module by pressing it down with your index finger.
- ③ Grasp the SFP module between your thumb and index finger and carefully remove it from the switching module port.



..

SFP/SFP+ Optic Modules

Limited Warranty

This product is warranted for three years from the date of purchase. Within this period, 10Gtek, at its option, will repair or replace products that have failed under normal use. Such repairs or replacements will be made at no charge to the customer for parts or labor, provided that the customer shall be responsible for any transportation cost. This Limited Warranty does not apply to:

- Any product damage caused by improper installation, accident hazards, natural disasters, abuse, misuse, low power or over-voltage, incorrect operation, poor/bad environmental conditions and any unauthorized dis-assembly, repair or modification;
 - Products that have been modified without authorization, such as: modification of internal electronic information, EEPROM information, etc.;
 - System problems caused by third-party software, upgraded software or upgraded IOS of the connecting devices.
- To obtain warranty service, please contact your local 10Gtek authorized dealer or original purchase channel for shipping instructions. Securely pack the device and send it to the designated address after prepaid freight charge.

10GTEK TRANSCEIVERS CO.,LTD

Tel : (86) 755 29988377 Mail: info@10gtek.com
Add: 209, BLD 3, COFCO Business Park, Liu Xian 2nd Road, Baoan, Shenzhen, P. R. China 518133

Technical Support : www.10gtek.com/support